

## Welcome!

In July each year, the **Abbey Museum of Art and Archeology** welcomes thousands of visitors to our Medieval Festival to experience what life was like in the Middle East and Europe during the Middle Ages (600 - 1600AD). The Abbey Museum works together with re-enactors, jousters, performers, food vendors and merchants to deliver one of Australia's biggest living-history events!

A small team of dedicated coordinators manage the Abbey Medieval Festival, most are volunteers. This year, we've worked together to create this **Accessibility Guide** to better support visitors in feeling safe and welcome during the Abbey Medieval Festival weekend.

## Accessibility Contacts



### **Abbey Medieval Festival Website**

<https://www.abbeymedievalfestival.com>



### **Support Team Email**

[enquiries@abbeytournament.com](mailto:enquiries@abbeytournament.com)



### **Support Team Phone Number**

07 5495 1652

## Getting to Abbeystowe

### Is Abbeystowe close to public transport?

Yes, the closest train station is Caboolture Station. For timetable information please go to Translink.

<https://jp.translink.com.au/plan-your-journey/timetables/train/T/caboolture-line>

A **free bus service** has been organised to transport patrons between Caboolture Station and Abbeystowe. The buses operate every 30 minutes between 7:45am - 5:45pm Saturday 8th & Sunday 9th July.

### Are accessible parking spaces available at Abbeystowe?

Yes, parking is available at St Michael's School for Disability Parking Permit holders, 300m from the Festival Gates. Please have your Disability Parking Permit available at entry.

### Is there a drop-off space outside Abbeystowe?

No, there is not a drop-off point available at Abbeystowe.

## Accessibility at Abbeystowe

### Is there an accessible entrance at Abbeystowe?

Yes, the Festival Gates are accessible for wheelchairs and mobility aids. However, our Festival site is located on a large field with grassy, uneven surfaces. This year, we're excited to offer an Accessibility Map, which indicates the different pathway surfaces at Abbeystowe.

### Is there an accessible entrance to the Abbey Museum of Art and Archeology?

The entry to the Abbey Museum is 200cm wide. Some people may find the entry door to the Abbey Museum difficult to open independently. We have a dedicated volunteer by the entrance to assist with opening the door.

### Are there flat surfaces and clear pathways throughout Abbeystowe?

Abbeystowe is an open field and grassed area. Although we've done our best to make surfaces flat and pathways clear, please be aware that there may be some rough or uneven surfaces. This year we're excited to offer an Accessibility Map, which indicates the different pathway surfaces at Abbeystowe.

### Is there seating available at Abbeystowe?

Abbeystowe has seating options throughout the festival grounds. Visitors also are welcome to bring their own portable chairs to Abbeystowe! Please note, there are no lockers, storage or cloaking facilities available.

**Is there a hearing loop available at Abbeystowe or the Abbey Museum?**

No, there are no hearing loops available at this year's Festival.

**Does the Abbey Museum allow guide dogs and service animals?**

Yes! We welcome registered guide dogs and service animals. Please be aware that proof of registration is required at the Festival Gates.

**Is there an area for the toileting of the animal?**

Yes! A dedicated toileting area is available for guide dogs and service animals. Water bowls and waste bags are not provided, we recommend bringing everything your registered guide dog or support animal may need with you.

**Is there a communication board available for people to point to?**

Yes, a printable communication board is available at the end of this guide.

**Is there a dedicated quiet area for people to retreat to if needed?**

Yes! This year we are very excited to offer a 'Quiet' tent for people to retreat to during the festival weekend. This tent is available outside the Festival Gates, near the Sponsors Village.

**Is there shade at Abbeystowe?**

The Medieval Festival is an outdoor event with limited shade. Although the Festival is held during cooler weather, we recommend long sleeve clothing, sunscreen and sun protection.

**Is there wheelchair seating available at the Joust and Castle areas?**

Yes! There is dedicated accessible seating available at the Joust Arena and Castle Arena. As both of these areas are popular, we recommend arriving early to secure a seat.

**Is there food and drinks available?**

Yes, food and drinks are available at Abbeystowe. Due to popularity, there may be long queues. Patrons with dietary requirements and sensory preferences are welcome to bring their own food.

**Is there a variety of foods available for people with dietary requirements?**

The food at Abbeystowe reflects the food people ate in the Middle East and Europe during the Middle Ages. Visitors to Abbeystowe with dietary requirements are welcome to bring their own food.

### **Is drinking water easily available at Abbeystowe?**

Yes! Drinking fountains are available at Abbeystowe. Bottled water is also available for purchase.

### **When will the event activities program be released?**

Our program is typically released in the final weeks before the Festival. This will be shared on our website and via Facebook as soon as available.

## **Toilet Facilities**

### **Are there accessible toilets at Abbeystowe?**

Yes! There are multiple 'portaloo' style accessible toilets throughout Abbeystowe, indicated on the Festival and accessible map.

A permanent accessible toilet is also available next to the Stag Inn.

Photographs of the toilet facilities available during the tournament weekend are included at the end of this guide.

### **Is there a 'Changing Places' toilet available at Abbeystowe?**

Unfortunately, there are no 'Changing Places' facilities available at Abbeystowe. The nearest facilities in the Morton Bay region are:

- South Pine Sports Centre
- Albany Creek Aquatic & Leisure Centre
- Graham Stewart Park

## **Additional Information**

### **Do I need to be COVID vaccinated to attend the Festival?**

Festival participation in, and attendance at the Festival will be in accordance with any Government health mandates at that time. Currently, the Queensland Government mandate says you are **NOT required to be vaccinated** to attend a festival. However, it will be whatever the regulations are come 8 & 9 July.

### **Does Abbeystowe have phone service?**

Due to the high volume of people attending the Abbey Medieval Festival, phone service and internet connection at Abbeystowe can be limited.

### **Does Abbeystowe have Eftpos facilities?**

Some of our stallholders and peddlers may not have EFTPOS facilities, and connectivity can be an issue, so we highly recommend bringing cash or using the ATM facilities which will be available at the Abbeystowe.

## Toilet Facilities

### Toilet Facilities Include:

- Interior support rail
- Both hand and foot operated flush option
- Both hand and food operated water basin option
- Secured at ground level - no lip or step up to access

Dimensions: 1570cm W x 1570 L x 2100cm H





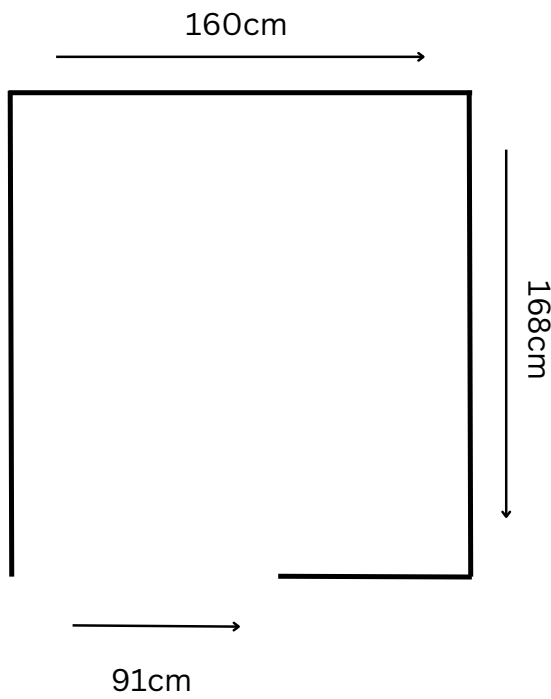
Toilet Facilities 

**Toilet Facilities Include:**

- Foot operated flush button
- Foot operated water basin
- Hand towels
- A step up is required for entry



Toilet Facilities 





## Ground Surfaces

Although we have done our best to make ground surfaces as flat and level as possible, the ground at Abbeystowe can change due to weather or circumstances outside of our control.

This year we are excited to offer an Accessibility Map of the festival site, indicating different pathways throughout Abbeystowe.



## Abbeystowe Seating

Abbeystowe has seating options throughout the festival grounds. Visitors also are welcome to bring their own portable chairs to Abbeystowe! Please note, there are no lockers, storage or cloaking facilities available.








**I need first aide**



**I need help from  
Security**



**Guide me to the  
Quiet Tent**



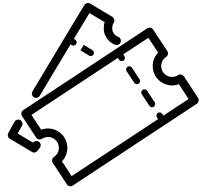
**I need the Toilet**



**I need to go to the  
animal toileting &  
water area**



**I need water**



Gates



Stag Inn




Medieval  
Market



Heorot  
Hall




Pageant Wagon



Castle



The Common



Archery



Joust



Animals



St Edith's Village



Kids  
Kingdom